

# 1st Grade Analogy Lesson Example






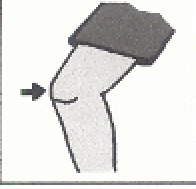
*(Includes only 1 of 3 Analogies for Lesson)*







**Lesson:** Analogies **Grade:** First Grade



**Materials Needed:** Overheads, handouts, pencils

**Lesson:** It is never too early to begin working on analogies the more you work on these the easier they will become for the students. First work with the overhead example, problems 1 – 7, together to get the students used to the process, then the next two pages I read the problems but the students will work on the problems on their own. These papers I like to take up to mark on the Kinggore which students to be watching.



Name \_\_\_\_\_

1.  is to  as  is to   





2.  is to  as  is to   

3.  is to **Halloween** as  is to 


<b>Christmas</b>
<b>Easter</b>
<b>Thanksgiving</b>

4.  is to **Tired** as  is to 

<b>Hungry</b>
<b>Sleepy</b>
<b>Happy</b>

5. **Oink** is to  as **Baa** is to   

6. **Snow** is to  as **Rain** is to   

7. **Nut** is to  as **Pea** is to 